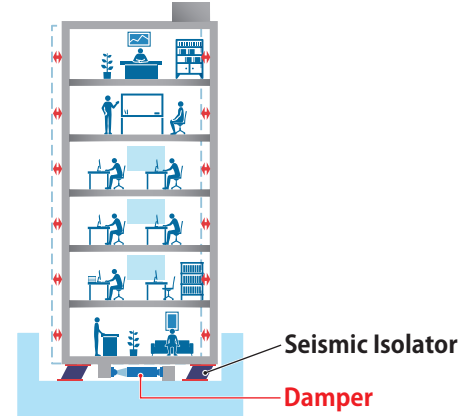


KYM

Seismic Isolation Oil Damper



The KYM oil damper enhances the seismic performance of base-isolated structures by controlling displacements, reducing base shear and uplift, and dissipating energy.

- 1 Compact single-rod design enables space-saving installation
- 2 Relief-valve and reservoir system provides stable damping response
- 3 Advanced sealing system ensures long-term leak-free performance

Performance

Type	Max.damping force F_{max} (kN)	Max. velocity V_{max} (cm/sec)	Initial damping coefficient $C1$ (kN · sec/cm)	Second damping coefficient (kN · sec/cm)	Relief load FR (kN)	Relief velocity VR (cm/sec)	Manufacturing tolerances (%)	Certification Number
KYM-750-□□□□-B*	750	150	18.75	1.27	600	32	± 15	MVBR-0599-1
KYM-750-□□□□-L*	750	125	6	-	-	-	± 15	MVBR-0611-1
KYM-1000-□□□□-B*	1000	150	25	1.695	800	32	± 15	MVBR-0600-1
KYM-1000-□□□□-L*	1000	125	8	-	-	-	± 15	MVBR-0612-1

*B: Indicates the bilinear type; L:Indicates the linear type.

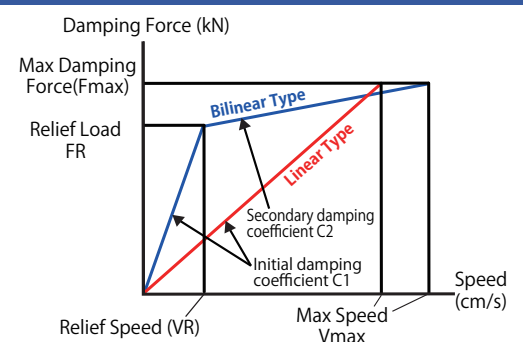
Operating Environment

Ambient	-30°C~+80°C
---------	-------------

Variation in mechanical properties

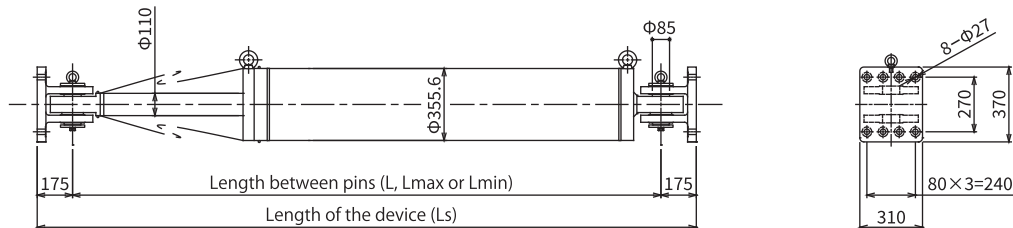
Manufacturing tolerances	-15%~+15%	Variation relative to the theoretical value of damping force and the average value of a single unit and product group
Temperature dependence	-10%~+10%	Rate of change of equivalent viscous damping coefficient at 20°C within the range of -30 °C to +80 °C
Damping variation over service life	-5%~0%	Rate of change of equivalent viscous damping coefficient corresponding to the number of loading cycles equivalent to a 60-year service life
Total	-30%~+25%	

Velocity vs. Damping Force Curve



KYM-750 Maximum Damping Force: 750 kN

► Dimensions and Shape

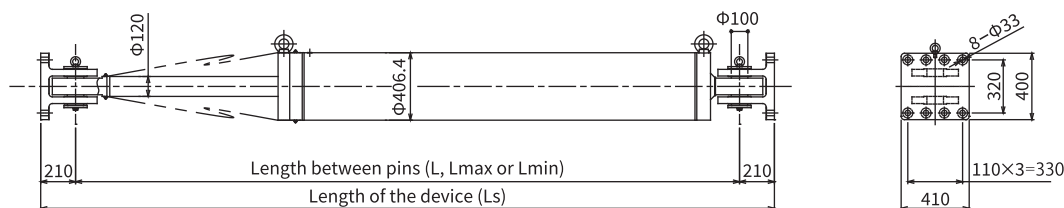


Type	Stroke (mm)	Length of the device (mm)	Weight (including mounting hardware) (kg)	Length between pins (mm)			Stiffness (kN/cm) [Reference]
				Length at installation	Length at max. extension	Length at max. contraction	
	S	L _s		L	L max	L min	
KYM-750-****-B*	500 (±250)	1960	703	1560	1810	1310	810
	600 (±300)	2110	737	1710	2010	1410	750
	700 (±350)	2260	771	1860	2210	1510	700
	800 (±400)	2410	805	2010	2410	1610	660
KYM-750-****-L*	900 (±450)	2560	838	2160	2610	1710	620
	1000 (±500)	2710	872	2310	2810	1810	590
	1100 (±550)	2860	906	2460	3010	1910	570
	1200 (±600)	3010	940	2610	3210	2010	560
	1300 (±650)	3160	973	2760	3410	2110	560
	1400 (±700)	3310	1006	2910	3610	2210	550

*B: bilinear type L: linear type

KYM-1000 Maximum Damping Force: 1000 kN

► Dimensions and Shape



Type	Stroke (mm)	Length of the device (mm)	Weight (including mounting hardware) (kg)	Length between pins (mm)			Stiffness (kN/cm) [Reference]	
				Length at installation	Length at max. extension	Length at max. contraction		
	S	L _s		L	L max	L min		
KYM-1000-****-B*	500 (±250)	2230	1104	1750	2000	1500	540	
	600 (±300)	2380	1144	1900	2200	1600	490	
	700 (±350)	2530	1184	2050	2400	1700	450	
	800 (±400)	2680	1224	2200	2600	1800	430	
	900 (±450)	2830	1264	2350	2800	1900	410	
	1000 (±500)	2980	1305	2500	3000	2000	390	
	1100 (±550)	3130	1344	2650	3200	2100	380	
	1200 (±600)	3280	1384	2800	3400	2200	370	
	KYM-1000-****-L*	1300 (±650)	3430	1425	2950	3600	2300	370
		1400 (±700)	3580	1465	3100	3800	2400	360
1500 (±750)		3730	1505	3250	4000	2500	360	
1600 (±800)		3880	1545	3400	4200	2600	360	
1700 (±850)		4030	1586	3550	4400	2700	350	
1800 (±900)		4180	1626	3700	4600	2800	350	
1900 (±950)		4330	1666	3850	4800	2900	350	
2000 (±1000)		4480	1706	4000	5000	3000	350	

*B: bilinear type L: linear type



Kawakin Core-Tech Co., Ltd.

manufacturer :



Koyo Seiki Co., Ltd.



Contact Us ► <https://kawakinct.co.jp/en/contact/>